



1Y0-301^{Q&As}

Deploying Citrix XenDesktop 7.6 Solutions

Pass Citrix 1Y0-301 Exam with 100% Guarantee

Free Download Real Questions & Answers **PDF** and **VCE** file from:

<https://www.pass4lead.com/1y0-301.html>

100% Passing Guarantee
100% Money Back Assurance

Following Questions and Answers are all new published by Citrix
Official Exam Center

-  **Instant Download** After Purchase
-  **100% Money Back** Guarantee
-  **365 Days** Free Update
-  **800,000+** Satisfied Customers



**QUESTION 1**

CORRECT TEXT Scenario: A Citrix Engineer at CCH needs to create a StoreFront store. The new store must support authentication and must be accessible through NetScaler Gateway. Users should be allowed to access resources from the store by logging in with their usernames and passwords or through pass-through authentication from NetScaler Gateway. All Active Directory users should be able to access the store from remote locations outside of the corporate network. The secure access plug-in will NOT be used in this environment. VPN tunnel should be disabled.

Tasks:

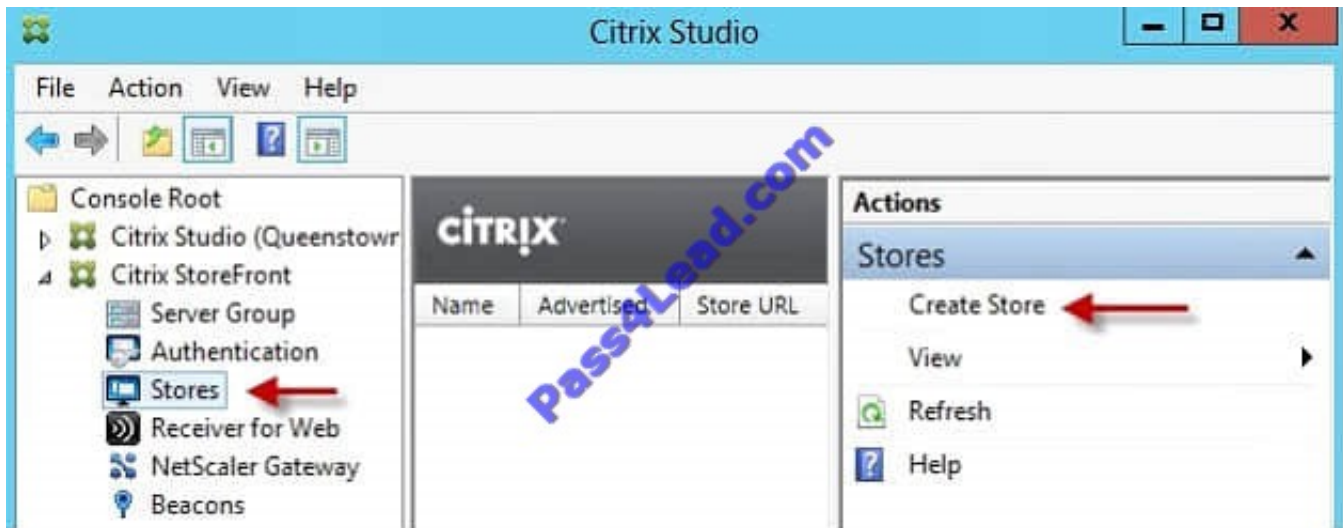
1.
Create a new store named External Store.
2.
Enter CCH for the display name of the new store.
3.
Add controller-1, controller-2, controller-3 and controller-4 to the new store.
4.
Communication with the controllers should take place over port 8080 using HTTP as the transport type.
5.
Configure remote access to the StoreFront store through NetScaler.
6.
Implement authentication as described in the scenario.



A.

Correct Answer: A

Answer: Find the solution with all steps below. Citrix StoreFront Configuration



1.

When the wizard starts enter a store name.

2.

Now we need to add the delivery controllers (Controller1) that StoreFront will interface with



Store Name

Choose a name that helps users identify the store. The store name is visible to all users of the user's account.

Store name:

External Store

Add Delivery Controller

Display name:

Type: XenDesktop
 XenApp
 AppController
 VDI-in-a-Box

Servers (in failover order):

Buttons: Add..., Edit..., Remove...

Transport type:

Port:

CCH

Add Controller 1, 2, 3 and 4 here

Use Port 8080

Use HTTP

Remote Access

Add NetScaler Gateway appliances to provide user access from external networks.

Remote access: None
 No VPN tunnel ⓘ
 Full VPN tunnel ⓘ

NetScaler Gateway appliances:

Add...

Default appliance:

Use this option

Use this to select the already configured default appliance in the simulation or add using the add button above

6.



Once the store is created it will give you the web browser URL that you can use to access it. Also take note that to access StoreFront from a web browser you must append "Web" to the store URL, as the URL shows below. Don't try going to /Citrix/Store as that won't work.

7.

To change the StoreFront base URL you can go to the Server Group node and in the right pane select Change Base URL. Change URL to use HTTPS and port 8080

8.

Back in the StoreFront console, after refreshing, you can see that the service is using HTTP.

9.

One quick tweak to make authentication easier is to set a default domain. This way the user doesn't have to enter a domain when authenticating to the StoreFront web site. Locate the Authentication node, then in the right pane click on Configure Trusted Domains.

"Store" Created Successfully

Store available

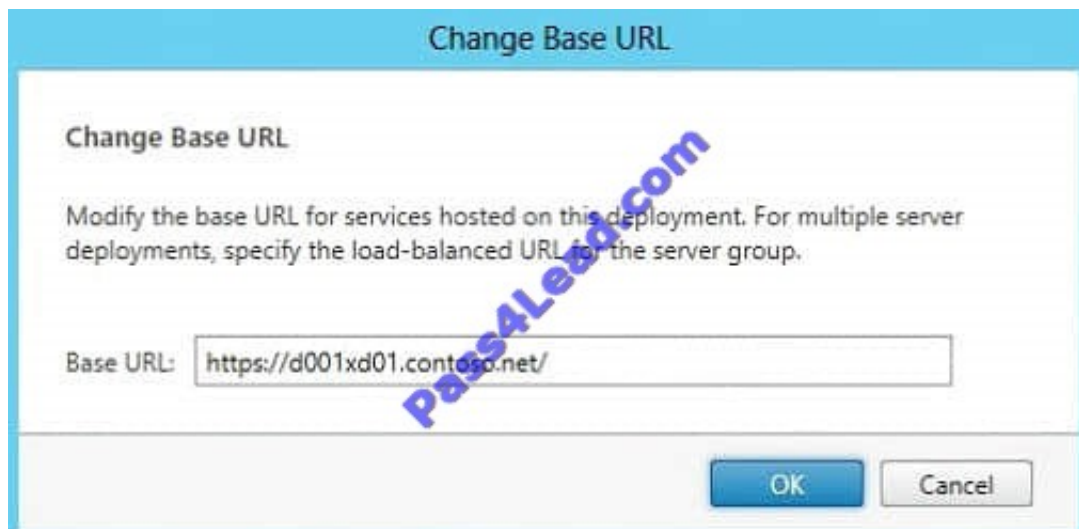
Use email addresses for account discovery. [Learn more](#)

Website created

Try out the store at <http://d001xd01.contoso.net/Citrix/StoreWeb>.

Citrix Receiver updates

Choose how Citrix Receiver can install updates. [Edit Settings](#)





The screenshot shows the Citrix Store configuration interface. At the top, the Citrix logo is visible. Below it is a table with columns for Name, Advertised, and Store URL. The first row shows 'Store' with 'Advertised' set to 'Yes' and 'Store URL' set to 'https://d001xd01.contoso.net/Citrix/Store'. Below the table is a 'Store' section with an 'Overview' tab. The Overview tab shows 'Advertised: Yes' and 'URL: https://d001xd01.contoso.net/Citrix/Store'. Below the Overview tab is a 'Status' section. In the Status section, there is a green checkmark icon followed by the text 'Service using HTTPS.' A red arrow points to this text.

The screenshot shows the 'Configure Trusted Domains' dialog box. The title bar is blue and contains the text 'Configure Trusted Domains'. Inside the dialog, there is a section titled 'Configure Trusted Domains'. Below this title, there are two radio buttons: 'Any domain' (which is unselected) and 'Trusted domains only' (which is selected). Below the radio buttons is a text box labeled 'Trusted domains:' containing the text 'contoso'. Below the text box are three buttons: 'Add...', 'Edit...', and 'Remove'. At the bottom of the dialog, there is a dropdown menu labeled 'Default domain:' with 'contoso' selected.

And that's pretty much it to get an operational StoreFront. If you open your browser and go to the full web store URL you should get a green bubbly Citrix receiver page.



QUESTION 2

Which two steps does a Citrix Engineer need to take to enable shadowing in XenDesktop? (Choose two.)

- A. Enable Windows Remote Assistance.
- B. Run the enable-psremoting command.
- C. Install Windows Remote Management.
- D. Disable Windows User Account Control (UAC).
- E. Ensure communication on port 3389 is allowed.

Correct Answer: AE

QUESTION 3

A Citrix Engineer must change the write cache method from '\\Cache on device hard drive\\' to '\\Cache in device RAM with overflow on hard disk\\'.

To assist in determining the appropriate amount of RAM cache required, what would the engineer need to check to determine the current write cache size?

- A. The size of the local pagefile
- B. The size of the writecache file in the vDisk store
- C. The size of the .vdiskcache file on the device hard disk
- D. The size of the RAM and Pagefile combined in Task Manager



Correct Answer: C

QUESTION 4

Which two options are required to create a Windows 7 virtual machine using the XenDesktop Setup Wizard in the Provisioning Services Console? (Choose two.)

- A. A vDisk in Private mode
- B. Virtual machine template
- C. Windows 7 master image
- D. An existing machine catalog
- E. XenDesktop Controller address

Correct Answer: BE

QUESTION 5

During the testing of a NetScaler high availability setup where two-factor authentication has been verified, new user connections are failing due to authentication issues.

What should a Citrix Engineer do to resolve this issue?

- A. Ensure that the SSL Gateway VIP is resolvable in DNS.
- B. Ensure that the RADIUS server hostname is resolvable in DNS.
- C. Ensure that the NetScaler LDAP account has permission to view records in Active Directory.
- D. Ensure that the NSIP addresses of both NetScalers are configured as clients on the RADIUS server.

Correct Answer: D

[1Y0-301 Practice Test](#)

[1Y0-301 Study Guide](#)

[1Y0-301 Braindumps](#)



To Read the [Whole Q&As](#), please purchase the [Complete Version](#) from [Our website](#).

Try our product !

100% Guaranteed Success

100% Money Back Guarantee

365 Days Free Update

Instant Download After Purchase

24x7 Customer Support

Average 99.9% Success Rate

More than 800,000 Satisfied Customers Worldwide

Multi-Platform capabilities - [Windows](#), [Mac](#), [Android](#), [iPhone](#), [iPod](#), [iPad](#), [Kindle](#)

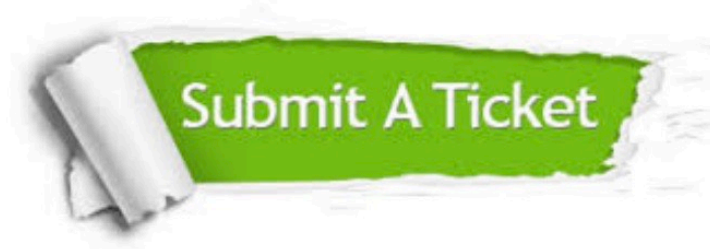
We provide exam PDF and VCE of Cisco, Microsoft, IBM, CompTIA, Oracle and other IT Certifications. You can view Vendor list of All Certification Exams offered:

<https://www.pass4lead.com/allproducts>

Need Help

Please provide as much detail as possible so we can best assist you.

To update a previously submitted ticket:



 <p>One Year Free Update Free update is available within One Year after your purchase. After One Year, you will get 50% discounts for updating. And we are proud to boast a 24/7 efficient Customer Support system via Email.</p>	 <p>Money Back Guarantee To ensure that you are spending on quality products, we provide 100% money back guarantee for 30 days from the date of purchase.</p>	 <p>Security & Privacy We respect customer privacy. We use McAfee's security service to provide you with utmost security for your personal information & peace of mind.</p>
---	---	--

Any charges made through this site will appear as Global Simulators Limited.

All trademarks are the property of their respective owners.

Copyright © pass4lead, All Rights Reserved.