

1Z0-996-22^{Q&As}

Oracle Utilities Customer Cloud Service 2022 Implementation
Professional





Pass Oracle 1Z0-996-22 Exam with 100% Guarantee

Free Download Real Questions & Answers **PDF** and **VCE** file from:

<https://www.pass2lead.com/1z0-996-22.html>

100% Passing Guarantee
100% Money Back Assurance

Following Questions and Answers are all new published by Oracle
Official Exam Center

-  **Instant Download** After Purchase
-  **100% Money Back** Guarantee
-  **365 Days** Free Update
-  **800,000+** Satisfied Customers



QUESTION 1

How should you configure the derived values that are relevant for a device?

- A. Configure the derived values on the Measuring Component for the measuring components to be defined on the device.
- B. Configure the derived values on the Measuring Component Type for the measuring components to be defined on the device.
- C. Configure the derived values on the Device Type for the derived values to be defined on the device.
- D. Configure the derived values on the Final Measurement Type for the measuring components to be defined on the device.

Correct Answer: D

QUESTION 2

Throughout its lifecycle, an asset's disposition changes as it is moved between locations and service statuses.

Which are valid asset dispositions?

- A. Receiving; Installed; Storage; Retired
- B. In Receipt; In Field; In Stores; Retired
- C. In Receipt; Installed; In Stores; Retired
- D. Receiving; In Field; Storage; Retired

Correct Answer: B

QUESTION 3

Which business object performs critical validations whenever initial measurements are loaded?

- A. D1-IMDRetry
- B. D1-GenericIMDMain
- C. D1-IMDSeeder
- D. D1-IMDPreVEE
- E. D1-IMDPeriod

Correct Answer: C

Reference: https://docs.oracle.com/cd/E91711_01/PDF/MDM-SGG_Business_User_Guide_v2_2_0_2.pdf (83)

QUESTION 4

Measuring components are either subtractive or consumptive. Which statement correctly describes these two concepts?

- A. Subtractive measuring components are associated only with water service, whereas consumptive measuring components are for gas and electric services.
- B. Subtractive measuring components are used to measure demand, whereas consumptive measuring components are used to measure how much was consumed since the previous reading.
- C. Subtractive measuring components are associated with deductive meters, whereas consumptive measuring components are not.
- D. A subtractive measuring component's consumption for a given period of time is the end measurement minus the start measurement. A consumptive measuring component's consumption is simply the measurement itself, and represents the consumption for the period of time since the previous measurement was taken.

Correct Answer: B

Reference: https://docs.oracle.com/cd/E91711_01/PDF/MDM-SGG_Business_User_Guide_v2_2_0_2.pdf

QUESTION 5

What happens when a device's measuring components are reconfigured (a new measuring component will be read) at a service point?

- A. A device with a new configuration type is created.
- B. The original installation event is updated with the "removal" (expire old device configuration).
- C. A device with a new configuration type is created. Moreover, a new installation event is created to "install" (new device configuration).
- D. The original installation event is updated with the "removal" (expire old device configuration) and a new installation event is created to "install" (new device configuration).
- E. A new installation event is created to "install" (new device configuration).

Correct Answer: D

[1Z0-996-22 Practice Test](#)

[1Z0-996-22 Study Guide](#)

[1Z0-996-22 Braindumps](#)