

CKAD^{Q&As}

Certified Kubernetes Application Developer (CKAD) Program

Pass Linux Foundation CKAD Exam with 100% Guarantee

Free Download Real Questions & Answers **PDF** and **VCE** file from:

<https://www.pass2lead.com/ckad.html>

100% Passing Guarantee
100% Money Back Assurance

Following Questions and Answers are all new published by Linux Foundation Official Exam Center

- ⚙️ **Instant Download** After Purchase
- ⚙️ **100% Money Back** Guarantee
- ⚙️ **365 Days** Free Update
- ⚙️ **800,000+** Satisfied Customers



QUESTION 1

CORRECT TEXT



Context

You have been tasked with scaling an existing deployment for availability, and creating a service to expose the deployment within your infrastructure.

Task

Start with the deployment named kdsn00101-deployment which has already been deployed to the namespace kdsn00101. Edit it to:

1. Add the func=webFrontEnd key/value label to the pod template metadata to identify the pod for the service definition

2. Have 4 replicas

Next, create and deploy in namespace kdsn00101 a service that accomplishes the following:

1. Exposes the service on TCP port 8080
2. is mapped to the pods defined by the specification of kdsn00101-deployment

3. Is of type NodePort

- 4.

Has a name of cherry

A. Please check explanations

B. Place Holder

Correct Answer: A

```
student@node-1:~$ kubectl edit deployment kdsn00101-deployment -n kdsn00101
```

Readme

Web Terminal

THE LINUX FOUNDATION

```
Please edit the object below. Lines beginning with a '#' will be ignored,
# and an empty file will abort the edit. If an error occurs while saving this file will be
# reopened with the relevant failures.
```

```
#
apiVersion: apps/v1
kind: Deployment
metadata:
  annotations:
    deployment.kubernetes.io/revision: "1"
  creationTimestamp: "2020-10-09T08:50:39Z"
  generation: 1
  labels:
    app: nginx
  name: kdsn00101-deployment
  namespace: kdsn00101
  resourceVersion: "4786"
  selfLink: /apis/apps/v1/namespaces/kdsn00101/deployments/kdsn00101-deployment
  uid: 8d3ace00-7761-4189-ba10-fbc676c311bf
spec:
  progressDeadlineSeconds: 600
  replicas: 1
  revisionHistoryLimit: 10
  selector:
    matchLabels:
      app: nginx
  strategy:
"/tmp/kubectl-edit-d4y5r.yaml" 70L, 1957C 1,1 Top
```

```
Readme Web Terminal THE LINUX FOUNDATION

uid: 8d3ace00-7761-4189-ba10-fbc676c311bf
spec:
  progressDeadlineSeconds: 600
  replicas: 4
  revisionHistoryLimit: 10
  selector:
    matchLabels:
      app: nginx
  strategy:
    rollingUpdate:
      maxSurge: 25%
      maxUnavailable: 25%
    type: RollingUpdate
  template:
    metadata:
      creationTimestamp: null
      labels:
        app: nginx
        func: webFrontEnd
    spec:
      containers:
      - image: nginx:latest
        imagePullPolicy: Always
        name: nginx
        ports:
        - containerPort: 80
```

```
student@node-1:~$ kubectl edit deployment kdsn00101-deployment -n kdsn00101
deployment.apps/kdsn00101-deployment edited
student@node-1:~$ kubectl get deployment kdsn00101-deployment -n kdsn00101
NAME                READY   UP-TO-DATE   AVAILABLE   AGE
kdsn00101-deployment 4/4     4            4           7h17m
student@node-1:~$ kubectl expose deployment kdsn00101-deployment -n kdsn00101 --type NodePort --
port 8080 --name cherry
service/cherry exposed
```

QUESTION 2

CORRECT TEXT

```
Set configuration context: [!]
```

```
[student@node-1] $ | kubectl
config use-context k8s
```

Context

A web application requires a specific version of redis to be used as a cache.

Task

Create a pod with the following characteristics, and leave it running when complete:

1.

The pod must run in the web namespace.

2.

The namespace has already been created

3.

The name of the pod should be cache

4.

Use the lfcncf/redis image with the 3.2 tag

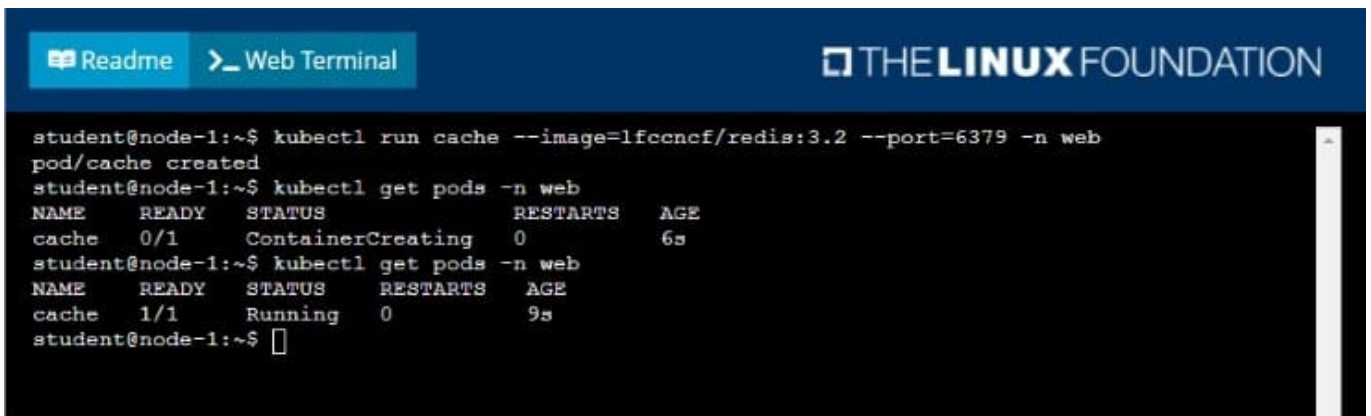
5.

Expose port 6379

A. Please check explanations

B. Place Holder

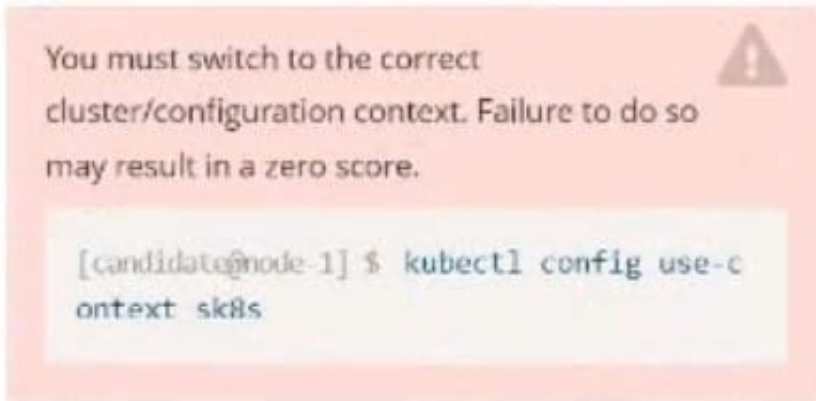
Correct Answer: A



```
student@node-1:~$ kubectl run cache --image=lfcncf/redis:3.2 --port=6379 -n web
pod/cache created
student@node-1:~$ kubectl get pods -n web
NAME     READY   STATUS             RESTARTS   AGE
cache    0/1     ContainerCreating   0           6s
student@node-1:~$ kubectl get pods -n web
NAME     READY   STATUS    RESTARTS   AGE
cache    1/1     Running   0           9s
student@node-1:~$
```

QUESTION 3

CORRECT TEXT



Task:

Modify the existing Deployment named broker-deployment running in namespace quetzal so that its containers.

The broker-deployment is manifest file can be found at:

```
~/daring_moccasini/broker-deployment.yaml
```

A. Please check explanations

B. Place Holder

Correct Answer: A

```
candidate@node-1:~$ kubectl config use-context k8s
Switched to context "k8s".
candidate@node-1:~$ vim
```

```
File Edit View Terminal Tabs Help
```

```
containers:
- name: broker
  image: redis:alpine
  ports:
  - containerPort: 6379
  securityContext:
    runAsUser: 30000
    privileged: false
```

```
candidate@node-1:~$ kubectl config use-context k8s
Switched to context "k8s".
candidate@node-1:~$ vim ~/daring-moccasin/broker-deployment.yaml
candidate@node-1:~$ kubectl apply -f ~/daring-moccasin/broker-deployment.yaml
deployment.apps/broker-deployment configured
candidate@node-1:~$ kubectl get pods -n quetzal
NAME                                READY   STATUS    RESTARTS   AGE
broker-deployment-65446d6d94-868p6  1/1     Running   0           30s
broker-deployment-65446d6d94-8dn7l  1/1     Running   0           32s
broker-deployment-65446d6d94-p4h4l  1/1     Running   0           31s
candidate@node-1:~$ kubectl get deploy -n quetzal
NAME                READY   UP-TO-DATE   AVAILABLE   AGE
broker-deployment  3/3     3             3           7h3m
candidate@node-1:~$
```

QUESTION 4

CORRECT TEXT Context Anytime a team needs to run a container on Kubernetes they will need to define a pod within which to run the container. Task Please complete the following:

1.

Create a YAML formatted pod manifest

2.

/opt/KDPD00101/pod1.yml to create a pod named app1 that runs a container named app1cont using image lfcncf/arg-output with these command line arguments: -lines 56 -F

3.

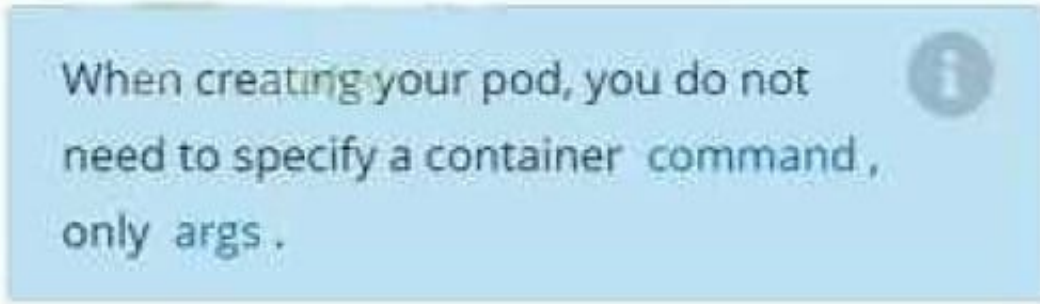
Create the pod with the kubectl command using the YAML file created in the previous step

4.

When the pod is running display summary data about the pod in JSON format using the kubectl command and redirect the output to a file named /opt/KDPD00101/out1.json

5.

All of the files you need to work with have been created, empty, for your convenience



A. Please check explanations

B. Place Holder

Correct Answer: A

```
student@node-1:~$ kubectl run appl --image=lfcncf/arg-output --dry-run=client -o yaml > /opt/KD  
PD00101/pod1.yml  
student@node-1:~$ vim /opt/KDPD00101/pod1.yml
```



```
Readme Web Terminal THE LINUX FOUNDATION

apiVersion: v1
kind: Pod
metadata:
  labels:
    run: appl
  name: appl
spec:
  containers:
  - image: lfccncf/arg-output
    name: appl
    args: ["--linux", "56", "--"]
```

```
pod/appl created
student@node-1:~$ kubectl get pods
NAME          READY   STATUS              RESTARTS   AGE
appl          0/1     ContainerCreating   0           5s
counter       1/1     Running             0           4m44s
liveness-http 1/1     Running             0           6h50m
nginx-101     1/1     Running             0           6h51m
nginx-configmap 1/1     Running             0           6m21s
nginx-secret  1/1     Running             0           11m
poller        1/1     Running             0           6h51m
student@node-1:~$ kubectl get pods
NAME          READY   STATUS              RESTARTS   AGE
appl          1/1     Running             0           26s
counter       1/1     Running             0           5m5s
liveness-http 1/1     Running             0           6h50m
nginx-101     1/1     Running             0           6h51m
nginx-configmap 1/1     Running             0           6m42s
nginx-secret  1/1     Running             0           12m
poller        1/1     Running             0           6h51m
student@node-1:~$ kubectl delete pod appl
pod "appl" deleted
student@node-1:~$ vim /opt/KDPD00101/pod1.yml
```

```
Readme Web Terminal

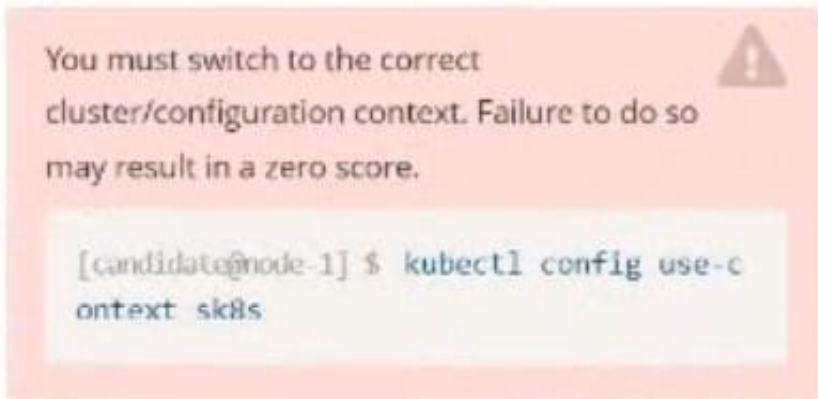
nginx-configmap 1/1     Running             0           6m2
nginx-secret    1/1     Running             0           11m
poller          1/1     Running             0           6h5
student@node-1:~$ kubectl get pods
NAME          READY   STATUS              RESTARTS   AGE
appl          1/1     Running             0           26s
counter       1/1     Running             0           5m5s
liveness-http 1/1     Running             0           6h50m
nginx-101     1/1     Running             0           6h51m
nginx-configmap 1/1     Running             0           6m42s
nginx-secret  1/1     Running             0           12m
poller        1/1     Running             0           6h51m
student@node-1:~$ kubectl delete pod appl
pod "appl" deleted
student@node-1:~$ vim /opt/KDPD00101/pod1.yml
student@node-1:~$ kubectl create -f /opt/KDPD00101/pod1.yml
pod/appl created
student@node-1:~$ kubectl get pods
NAME          READY   STATUS              RESTARTS   AGE
appl          1/1     Running             0           20s
counter       1/1     Running             0           6m57s
liveness-http 1/1     Running             0           6h52m
nginx-101     1/1     Running             0           6h53m
nginx-configmap 1/1     Running             0           8m34s
nginx-secret  1/1     Running             0           14m
poller        1/1     Running             0           6h53m
student@node-1:~$ kubectl get pod appl -o json >
```

```
Readme Web Terminal THE LINUX FOUNDATION

poller          1/1    Running    0          6h51m
student@node-1:~$ kubectl get pods
NAME          READY   STATUS    RESTARTS   AGE
app1          1/1    Running   0           26s
counter       1/1    Running   0           5m5s
liveness-http 1/1    Running   0          6h50m
nginx-101     1/1    Running   0          6h51m
nginx-configmap 1/1    Running   0          6m42s
nginx-secret  1/1    Running   0           12m
poller        1/1    Running   0          6h51m
student@node-1:~$ kubectl delete pod app1
pod "app1" deleted
student@node-1:~$ vim /opt/KDPD00101/pod1.yml
student@node-1:~$ kubectl create -f /opt/KDPD00101/pod1.yml
pod/app1 created
student@node-1:~$ kubectl get pods
NAME          READY   STATUS    RESTARTS   AGE
app1          1/1    Running   0           20s
counter       1/1    Running   0          6m57s
liveness-http 1/1    Running   0          6h52m
nginx-101     1/1    Running   0          6h53m
nginx-configmap 1/1    Running   0          8m34s
nginx-secret  1/1    Running   0           14m
poller        1/1    Running   0          6h53m
student@node-1:~$ kubectl get pod app1 -o json > /opt/KDPD00101/out1.json
student@node-1:~$
student@node-1:~$
```

QUESTION 5

CORRECT TEXT



Task:

To run 2 replicas of the pod

Add the following label on the pod:

Role userUI

A. Please check explanations

B. Place Holder

Correct Answer: A

```
File Edit View Terminal Tabs Help
# reopened with the relevant failures.
#
apiVersion: apps/v1
kind: Deployment
metadata:
  annotations:
    deployment.kubernetes.io/revision: "1"
  creationTimestamp: "2022-09-24T04:27:03Z"
  generation: 1
  labels:
    app: nginx
    name: ckad00017-deployment
    namespace: ckad00017
    resourceVersion: "3349"
    uid: 1cd67613-fade-46e9-b741-94298b9c6e7c
spec:
  progressDeadlineSeconds: 600
  replicas: 2
  revisionHistoryLimit: 10
  selector:
    matchLabels:
      app: nginx
  strategy:
    rollingUpdate:
      maxSurge: 25%
      maxUnavailable: 25%
    type: RollingUpdate
  template:
    metadata:
      creationTimestamp: null
      labels:
-- INSERT --
```

33, 14

5%

```
File Edit View Terminal Tabs Help
name: ckad00017-deployment
namespace: ckad00017
resourceVersion: "3349"
uid: 1cd67613-fade-46e9-b741-94298b9c6e7c
spec:
  progressDeadlineSeconds: 600
  replicas: 2
  revisionHistoryLimit: 10
  selector:
    matchLabels:
      app: nginx
  strategy:
    rollingUpdate:
      maxSurge: 25%
      maxUnavailable: 25%
    type: RollingUpdate
  template:
    metadata:
      creationTimestamp: null
      labels:
        app: nginx
        role: userUI
    spec:
      containers:
      - image: nginx:latest
        imagePullPolicy: Always
        name: nginx
        ports:
        - containerPort: 80
          protocol: TCP
      resources: {}
-- INSERT --
```

35, 21

33%

```
File Edit View Terminal Tabs Help
backend-deployment-59d449b99d-h2zjq 0/1 Running 0 9s
backend-deployment-78976f74f5-b8c85 1/1 Running 0 6h40m
backend-deployment-78976f74f5-flfsj 1/1 Running 0 6h40m
candidate@node-1:~$ kubectl get deploy -n staging
NAME READY UP-TO-DATE AVAILABLE AGE
backend-deployment 3/3 3 3 6h40m
candidate@node-1:~$ kubectl get deploy -n staging
NAME READY UP-TO-DATE AVAILABLE AGE
backend-deployment 3/3 3 3 6h41m
candidate@node-1:~$ vim ~/spicy-pikachu/backend-deployment.yaml
candidate@node-1:~$ kubectl config use-context k8s
Switched to context "k8s".
candidate@node-1:~$ kubectl set serviceaccount deploy app-1 app -n frontend
deployment.apps/app-1 serviceaccount updated
candidate@node-1:~$ kubectl config use-context k8s
Switched to context "k8s".
candidate@node-1:~$ vim ~/prompt-escargot/buffalo-deployment.yaml
candidate@node-1:~$ vim ~/prompt-escargot/buffalo-deployment.yaml
candidate@node-1:~$ kubectl apply -f ~/prompt-escargot/buffalo-deployment.yaml
deployment.apps/buffalo-deployment configured
candidate@node-1:~$ kubectl get pods -n gorilla
NAME READY STATUS RESTARTS AGE
buffalo-deployment-776844df7f-r5fsb 1/1 Running 0 6h38m
buffalo-deployment-859898c6f5-zx5gj 0/1 ContainerCreating 0 8s
candidate@node-1:~$ kubectl get deploy -n gorilla
NAME READY UP-TO-DATE AVAILABLE AGE
buffalo-deployment 1/1 1 1 6h38m
candidate@node-1:~$ kubectl config use-context k8s
Switched to context "k8s".
candidate@node-1:~$ kubectl edit deploy ckad00017-deployment -n ckad00017
deployment.apps/ckad00017-deployment edited
candidate@node-1:~$
```

```
File Edit View Terminal Tabs Help
candidate@node-1:~$ kubectl get pods -n gorilla
NAME READY STATUS RESTARTS AGE
buffalo-deployment-776844df7f-r5fsb 1/1 Running 0 6h38m
buffalo-deployment-859898c6f5-zx5gj 0/1 ContainerCreating 0 8s
candidate@node-1:~$ kubectl get deploy -n gorilla
NAME READY UP-TO-DATE AVAILABLE AGE
buffalo-deployment 1/1 1 1 6h38m
candidate@node-1:~$ kubectl config use-context k8s
Switched to context "k8s".
candidate@node-1:~$ kubectl edit deploy ckad00017-deployment -n ckad00017
deployment.apps/ckad00017-deployment edited
candidate@node-1:~$ kubectl expose deploy ckad00017-deployment -n ckad0001
ckad00014 ckad00015 ckad00017
candidate@node-1:~$ kubectl expose deploy ckad00017-deployment -n ckad0001
ckad00014 ckad00015 ckad00017
candidate@node-1:~$ kubectl expose deploy ckad00017-deployment -n ckad0001
ckad00014 ckad00015 ckad00017
candidate@node-1:~$ kubectl expose deploy ckad00017-deployment -n ckad0001
ckad00014 ckad00015 ckad00017
candidate@node-1:~$ kubectl expose deploy ckad00017-deployment -n ckad0001
ckad00014 ckad00015 ckad00017
candidate@node-1:~$ kubectl expose deploy ckad00017-deployment -n ckad0001
ckad00014 ckad00015 ckad00017
candidate@node-1:~$ kubectl expose deploy ckad00017-deployment -n ckad0001
ckad00014 ckad00015 ckad00017
candidate@node-1:~$ kubectl expose deploy ckad00017-deployment -n ckad0001
ckad00014 ckad00015 ckad00017
candidate@node-1:~$ kubectl expose service ckad00017-deployment -n ckad0001
--name=cherry --port=8888 --type=NodePort
service/cherry exposed
candidate@node-1:~$
```

```
candidate@node-1:~$ kubectl get svc
NAME TYPE CLUSTER-IP EXTERNAL-IP PORT(S) AGE
kubernetes ClusterIP 10.96.0.1 <none> 443/TCP 77d
candidate@node-1:~$ kubectl get svc -n ckad00017
NAME TYPE CLUSTER-IP EXTERNAL-IP PORT(S) AGE
cherry NodePort 10.100.100.176 <none> 8888:30683/TCP 24s
candidate@node-1:~$ kubectl expose service deploy ckad00017-deployment -n ckad00017
--name=cherry --port=8888 --type=NodePort
Error from server (NotFound): services "deploy" not found
Error from server (NotFound): services "ckad00017-deployment" not found
candidate@node-1:~$ kubectl get svc -n ckad00017
NAME TYPE CLUSTER-IP EXTERNAL-IP PORT(S) AGE
cherry NodePort 10.100.100.176 <none> 8888:30683/TCP 45s
candidate@node-1:~$
```

```
File Edit View Terminal Tabs Help
candidate@node-1:~$ kubectl expose service deploy ckad00017-deployment -n ckad00017 --name=cherry --port=8888 --type=NodePort
Error from server (NotFound): services "deploy" not found
Error from server (NotFound): services "ckad00017-deployment" not found
candidate@node-1:~$ kubectl get svc -n ckad00017
NAME      TYPE          CLUSTER-IP      EXTERNAL-IP      PORT(S)          AGE
cherry    NodePort      10.100.100.176  <none>           8888:30683/TCP  46s
candidate@node-1:~$ history
1  vi ~/spicy-pikachu/backend-deployment.yaml
2  kubectl config use-context sk8s
3  vim .vimrc
4  vim ~/spicy-pikachu/backend-deployment.yaml
5  kubectl apply -f ~/spicy-pikachu/backend-deployment.yaml
6  kubectl get pods -n staging
7  kubectl get deploy -n staging
8  vim ~/spicy-pikachu/backend-deployment.yaml
9  kubectl config use-context k8s
10 kubectl set serviceaccount deploy app-1 app -n frontend
11 kubectl config use-context k8s
12 vim ~/prompt-escargot/buffalo-deployment.yaml
13 kubectl apply -f ~/prompt-escargot/buffalo-deployment.yaml
14 kubectl get pods -n gorilla
15 kubectl get deploy -n gorilla
16 kubectl config use-context k8s
17 kubectl edit deploy ckad00017-deployment -n ckad00017
18 kubectl expose deploy ckad00017-deployment -n ckad00017 --name=cherry --port=8888 --type=NodePort
19 kubectl get svc
20 kubectl get svc -n ckad00017
21 kubectl expose service deploy ckad00017-deployment -n ckad00017 --name=cherry --port=8888 --type=NodePort
22 kubectl get svc -n ckad00017
23 history
candidate@node-1:~$
```

[Latest CKAD Dumps](#)

[CKAD PDF Dumps](#)

[CKAD Exam Questions](#)